
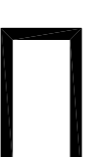

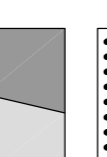
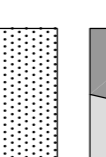

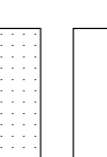
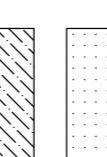


VARIANTE n. 15

1:5000

P2 TIPOLOGIA DEL SUOLO E DEGLI EDIFICI

dati: Ing. Antonio Bignardi

-  Residenza
-  Servizi ed attrezzature collettive
-  Vicolo pubblico
-  Vialità viaria ordinaria
-  Vialità provinciale attrezzata
-  Pavimento di piano di recupero
-  Zone di parco pubblico
-  Residenza con servizi di servizio (varianta n. 15)

